

## Board of Trustees

Steve Castellanos, FAIA, President  
 Claudia Moreno, Vice President  
 Janet Rivera, Clerk of the Board  
 C. Jennet Stebbins, Trustee  
 Richard Vasquez, Trustee  
 Teresa Brown, Ph.D., Trustee  
 Catherine Mathis, M.D., Trustee  
 Raquel Romero, Student Trustee

## Administration

Kathleen Hart, Ph.D.  
*Superintendent/President*  
 Lisa Cooper, Ed.D.  
*Interim Assistant Superintendent/  
 Vice President of Student Services*  
 Matthew Wetstein, Ph.D.  
*Assistant Superintendent/  
 Vice President of Instruction and Planning*  
 Gerardo Calderón, M.L.I.S.  
*Vice President of Operations*  
 Dianna Gonzales, J.D.  
*Director, Human Resources/Risk Services*  
 Raquel Puentes-Griffith, C.P.A.  
*Controller*

## District Employees

Four-Year Trend <sup>4</sup>				
Year	Fall 2010	Fall 2011	Fall 2012	Fall 2013
Educational Administrators	12	14	10	11
Classified Administrators	38	38	35	35
Classified Professionals	16	28	25	24
Classified Support	455	421	370	362
Full-Time Faculty	241	204	200	198
Part-Time Faculty	285	280	248	295
Total Employees	1,020	985	888	925

\*Fall 2014 numbers were not available at publication time.

<sup>1</sup>California Community Colleges Chancellor's Office (CCCCO) – Final Recalculation Apportionment Reports; First Principle Apportionment Report for 2014-15, <sup>2</sup>CCCCO CCFS Annual Report, 2010-11 through 2013-14; CCFS-211Q, 2014-15, <sup>3</sup>SJDC proprietary student database – System 2020, <sup>4</sup>CCCCO – Staffing Reports, <sup>5</sup>CCCCO Office – Data Mart – <sup>6</sup>CCCCO CFS 320 Annual Report (August, 2015)

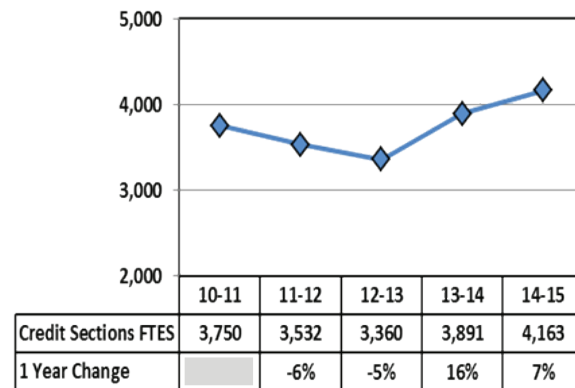
## Financials Five-Year Trend (2010-2015)

By Year	Funded	Actual	Unfunded
10-11	15,866	16,953	1,087
11-12	15,003	16,326	1,323
12-13	15,227	15,320	93
13-14	15,460	15,460	0
14-15	15,860	15,860	0

## Totals with Five-Year Trend<sup>2</sup>

Year	Revenue Sources	Expenditures	Operating Results
10-11	\$ 85,767,619	\$ 83,029,982	\$ 2,737,637
11-12	\$ 77,866,635	\$ 80,924,656	\$ (3,058,021)
12-13	\$ 81,251,270	\$ 81,117,195	\$ 134,075
13-14	\$ 82,313,560	\$ 82,140,327	\$ 173,233
14-15	\$ 85,349,636	\$ 85,182,669	\$ 166,967

### Credit Class Section Offerings Five-Year Trend<sup>5</sup>



Irving Goleman Learning Resource Center

## Services to Students

Admissions, Records & Registration  
 Assessment Center  
 Athletics | Bookstore | CalWORKS  
 Career Transfer Center  
 Child Development Center (CDC)  
 Counseling Center | Computer Labs  
 Disability Support Programs & Services (DSPS)  
 District Police  
 Extended Opportunity Program & Services  
 Financial Aid, Scholarships & Veterans Services  
 Food Services  
 International Student Program  
 Library Services | Outreach Services  
 Re-entry Services | Student Activities  
 Tutoring Centers

## 2014-15 Academic Highlights

- ❖ The College celebrated its 80th annual commencement ceremony in May 2015 with a graduating class of over 1,500.
- ❖ Delta's Horticulture Center was dedicated on April 14, 2015. This project was made possible with funds from Delta's 2004 Measure L Bond.
- ❖ The College granted over \$200K in scholarships to over 300 students at its August 2015 awards ceremony.
- ❖ The College dedicated the Shima Heavy Equipment Expansion Project, which has received in excess of \$4.6 million in cash and in-kind donations for diesel and heavy equipment training since 2001.



Connect with us   @sjdccc  
 ACCJC Accredited  
[www.deltacollege.edu](http://www.deltacollege.edu)  
 5151 Pacific Avenue, Stockton, California 95207  
 (209) 954-5151



## San Joaquin Delta College Fact Sheet

San Joaquin Delta Community College District is a single-college district in Stockton, California. Located within the Central Valley, the District's service area includes all of San Joaquin County and parts of Alameda, Calaveras, Sacramento, and Solano counties, providing educational opportunities to over 20,000 students annually.



L. H. Horton Art Gallery  
 Exhibitions | Workshops | Art Lectures

### District Mission Statement

San Joaquin Delta Community College District serves the needs of students and the District community by providing excellent post-secondary education to the associate degree level, general education and preparation for transfer to other post-secondary institutions, career and technical education, economic development, and the development of intellectual autonomy. To achieve this objective, the faculty and staff are committed to offering high quality instructional programs, student services, and efforts to enhance the public good. Using the institution's governance and decision-making processes, the institution reviews its mission statement on a regular basis and revises it as necessary.

Board Policy 1200



2014-2015 Characteristics of the Overall Student Population

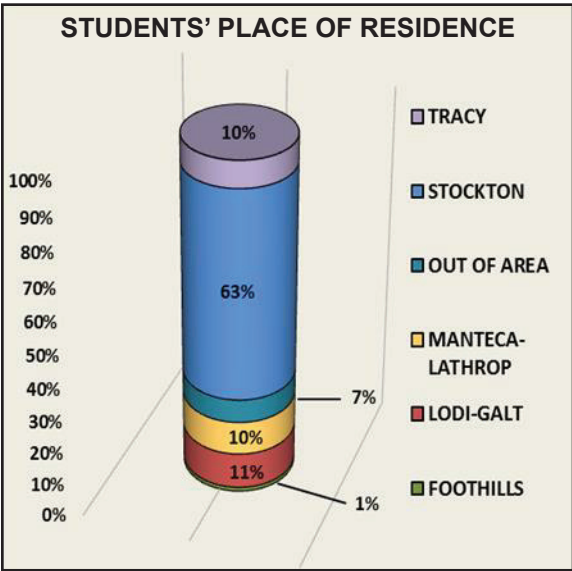
Females 24 years of age or younger and of Hispanic or White ethnicity make up the majority of the student population. The College serves a large number of students who live in the City of Stockton. The Stockton campus has the largest course enrollments (62.7%) followed by online enrollments (25.6%).

Student Headcount <sup>5</sup>	
Unduplicated	24,004
Full-Time Equivalent	16,167

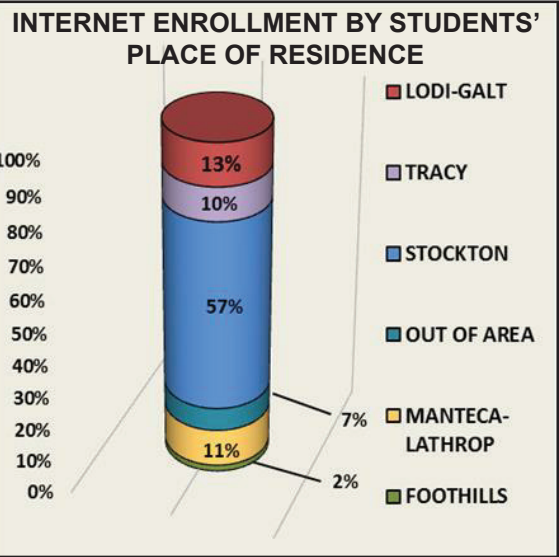
Gender <sup>5</sup>		
Female	Male	Unknown
56.9%	43.0%	1.0%

Age <sup>5</sup>			
19 or Younger	32.4%	30 to 39	11.2%
20 to 24	34.2%	40 to 49	5.6%
25 to 29%	12.6%	50+	4.0%

Ethnicity <sup>5</sup>	
Hispanic	42.6%
White	23.1%
Black/African American	10.0%
Asian/Pacific Islander	17.8%
Multi-Ethnicity	5.3%
Native American	0.4%
Other	0.8%



Enrollment by Class Location/Type <sup>3</sup>		
Stockton	86,697	(62.7%)
Internet	34,233	(25.6%)
Mountain House	8,523	(6.4%)
Other	4,173	(3.1%)
Manteca/Lathrop	253	(0.2%)
Lodi/Galt	20	(<0.1%)



Award Information & Demographics

Nearly 3,000 awards were conferred to students with about 80% of the awards being degrees. The demographics mirror the overall student population.

Gender <sup>5</sup>		
Female	Male	Unknown
62.1%	37.1%	1.0%

Age <sup>5</sup>			
19 or Younger	15.8%	30 to 39	13.4%
20 to 24	45.5%	40 to 49	6.3%
25 to 29	14.9%	50+	4.1%

Ethnicity <sup>5</sup>	
Hispanic	38.8%
White	25.9%
Black/African American	5.4%
Asian/Pacific Islander	24.8%
Multi-Ethnicity	3.1%
Native American	0.8%
Other	1.3%

South Campus at Mountain House



Mountain House Student Headcount <sup>6</sup>	
Unduplicated	3,061
Full-Time Equivalent	1,151

Gender <sup>5</sup>		
Female	Male	Unknown
58.0%	41.4%	0.6%

Age <sup>5</sup>			
19 or Younger	39.0%	30 to 39	9.6%
20 to 24	34.0%	40 to 49	4.6%
25 to 29	10.4%	50+	2.4%

Ethnicity <sup>5</sup>	
Hispanic	42.9%
White	26.8%
Black/African American	7.3%
Asian/Pacific Islander	16.4%
Multi-Ethnicity	5.7%
Native American	0.3%
Other	0.7%



Percentage of Students from the Top High Schools of Origin<sup>3</sup>

Stockton and Lodi school districts are the College's largest high school feeders.

High Schools by Unified School District

Amador County School District	0.2%
Calaveras County School District	1.0%
Escalon County School District	0.6%
Out of District/Unknown	36.0%
Lincoln High	6.0%
St. Mary's High	1.5%

Lodi	17.0%	Stockton	21.0%
Bear Creek	3.9%	Chavez	4.3%
Lodi	3.2%	Edison	5.2%
Middle College	1.3%	Franklin	5.1%
McNair	3.0%	Stagg	4.3%
Tokay	4.0%		
Manteca	8.3%	Tracy	6.2%
East Union	2.2%	West	2.8%
Manteca	2.0%	Tracy	4.3%
Sierra	1.7%		
Weston Ranch	1.8%		



**Incoming Student Preparedness<sup>3</sup>**  
Three in four students require some form of remediation in Reading and Math.

Level	Reading	Writing	Math
College Level	14.9%	28.2%	7.5%
1 Level Below	49.7%	25.8%	10.1%
> 1 Level Below	35.5%	45.9%	82.4%

