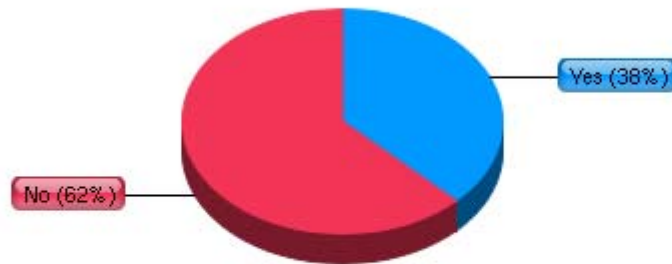


California Community Colleges Distance Education Course Survey

April 01, 2009

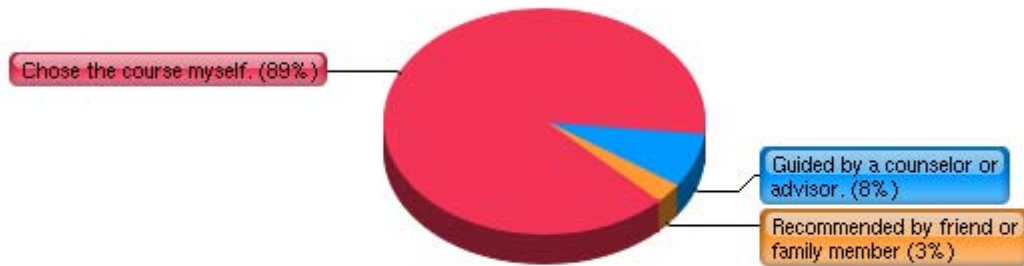
1. Was this your first experience with a distance education course?



Item	Count	Percent %
No	133	62%
Yes	80	38%

Total responses to this question: 213

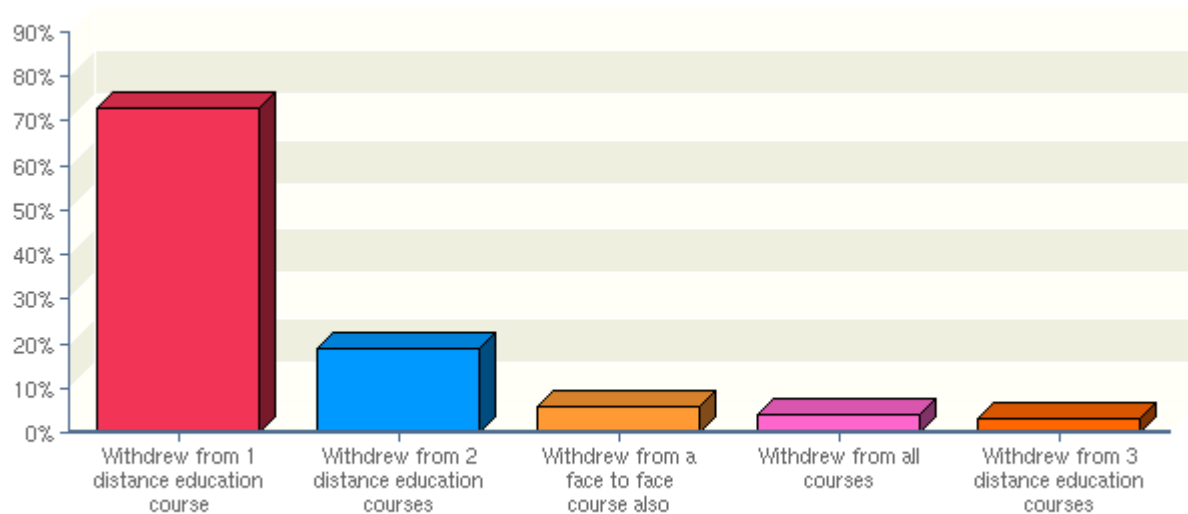
2. Did you choose to take this distance education course yourself, or was your choice guided by a counselor or advisor?



Item	Count	Percent %
Chose the course myself.	189	89%
Guided by a counselor or advisor.	17	8%
Recommended by friend or family member	6	3%

Total responses to this question: 212

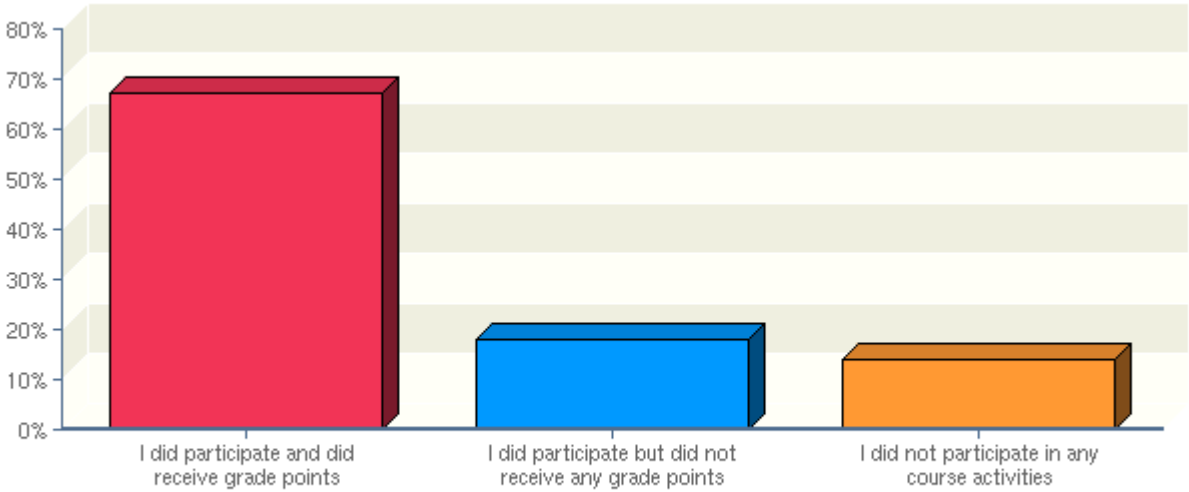
**3. From how many courses did you withdraw in the Fall 2008 term?
Select all that apply.**



Item	Count	Percent %
Withdrew from 1 distance education course	154	73%
Withdrew from 2 distance education courses	41	19%
Withdrew from a face to face course also	13	6%
Withdrew from all courses	9	4%
Withdrew from 3 distance education courses	6	3%

Total responses to this question: 211

4. Going back to the last distance education course from which you withdrew, did you participate in any of the course activities (assignments, discussions, quizzes etc)? Select only one.



Item	Count	Percent %
I did participate and did receive grade points	142	67%
I did participate but did not receive any grade points	39	18%
I did not participate in any course activities	30	14%

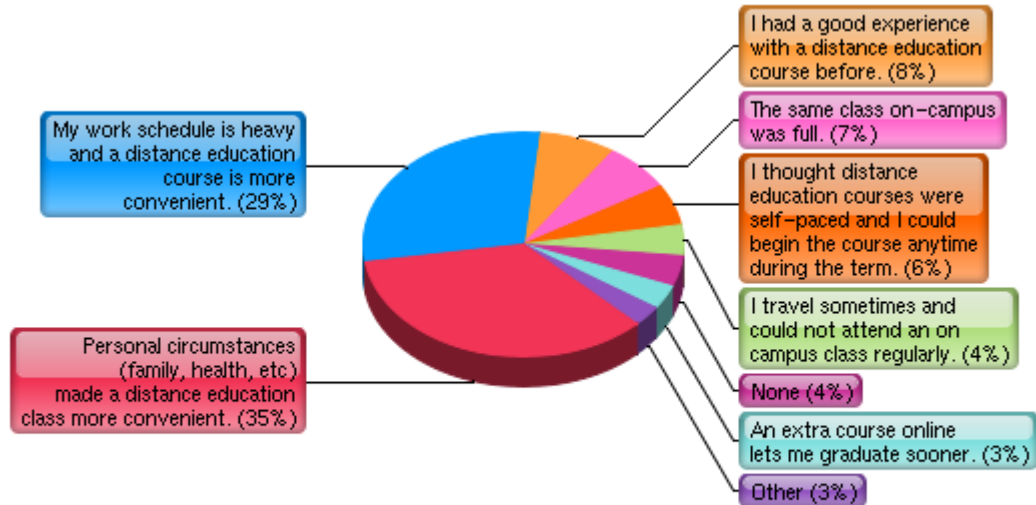
Total responses to this question: 211

5. Please think about the reasons why you enrolled in the distance education course. Indicate how important each of the following factors were in explaining why you enrolled in the course. Select Very Important or Somewhat important or Not important at all for each factor.

Item	Very Important	Somewhat Important	Not Important at all	Total
I travel sometimes and could not attend an on campus class regularly.	17.1%	34.7%	48.2%	199
My work schedule is heavy and a distance education course is more convenient.	56.5%	26.0%	17.5%	200
I thought it was easier than an on-campus course.	18.5%	34.0%	47.5%	200
I was curious, wanted to try something new.	19.0%	24.5%	56.5%	200
It was recommended by someone.	9.2%	23.0%	67.9%	196
I had a good experience with a distance education course before.	49.2%	15.6%	35.2%	199
The same class on-campus was full.	29.3%	22.7%	48.0%	198
Personal circumstances (family, health, etc) made a distance education class more convenient.	60.7%	20.9%	18.4%	201
I thought distance education courses were self-paced and I could begin the course anytime during the term.	30.8%	25.8%	43.4%	198
An extra course online lets me graduate sooner.	28.3%	25.8%	46.0%	198

Total responses to this question: 203

6. From among the previous ten reasons which was the most important for choosing a distance education course. (Select only one)



Item	Count	Percent %
Personal circumstances (family, health, etc) made a distance education class more convenient.	71	35%
My work schedule is heavy and a distance education course is more convenient.	59	29%
I had a good experience with a distance education course before.	16	8%
The same class on-campus was full.	14	7%
I thought distance education courses were self-paced and I could begin the course anytime during the term.	12	6%
I travel sometimes and could not attend an on campus class regularly.	9	4%
None	9	4%
An extra course online lets me graduate sooner.	7	3%
I thought it was easier than an on-campus course.	5	2%
I was curious, wanted to try something new.	1	0%

Total responses to this question: 203

7. Please think about the reasons why you dropped this course. Comment on each factor below in explaining why you dropped this distance education course. Indicate if it was Very important or Somewhat important or Not important at all

Item	Very Important	Somewhat Important	Not Important at all	Total
Directions to get started in and manage this course were poor.	25.9%	24.3%	49.7%	189
Interaction with the instructor was lacking.	24.3%	21.2%	54.5%	189
The course was too difficult.	20.0%	35.1%	44.9%	185
I could not handle the combined study plus work responsibilities.	26.3%	25.8%	47.8%	186
I had personal problems (family, health, job, childcare, etc).	42.6%	20.2%	37.2%	188
I had financial problems.	22.2%	16.9%	60.8%	189
I lacked motivation.	17.0%	21.8%	61.2%	188
I lacked access to a computer.	17.1%	13.9%	69.0%	187
I experienced too many technical difficulties.	13.8%	17.0%	69.1%	188
I lacked basic computer skills.	2.7%	4.3%	93.0%	185
The course required too much reading and writing.	11.3%	18.3%	70.4%	186
I felt too alone, not a part of a class.	13.5%	17.3%	69.2%	185
I got behind and it was hard to catch up.	34.0%	26.6%	39.4%	188
I didn't realize when I registered that it was a distance education course.	1.1%	4.3%	94.6%	185
I signed up for too many courses and had to cut down my course load.	12.4%	22.7%	64.9%	185

Item	Very Important	Somewhat Important	Not Important at all	Total
I do not like the distance education format.	13.9%	15.5%	70.6%	187
I didn't know where to go for help.	12.3%	19.8%	67.9%	187
I was not interested in the subject matter.	13.4%	22.6%	64.0%	186

Total responses to this question: 195

8. Overall what do you feel was the main reason you were NOT able to successfully complete this distance education course? (Select only one.)

Item	Count	Percent %
I had personal problems (family, health, job, childcare, etc).	39	21%
I got behind and it was hard to catch up.	19	10%
I experienced too many technical difficulties.	13	7%
None	12	6%
The course was too difficult.	12	6%
I could handle the combined study plus work responsibilities.	11	6%
I had financial problems.	11	6%
I signed up for too many courses and had to cut down my course load.	11	6%
Interaction with the instructor was lacking.	11	6%
Directions to get started in and manage this course were poor.	10	5%
I lacked access to a computer.	9	5%
I was not interested in the subject matter.	9	5%
I lacked motivation.	7	4%
I didn't know where to go for help.	6	3%
The course required too much reading and writing.	5	3%
I do not like the distance education format.	3	2%

Total responses to this question: 188

9. How likely are you to register for another online course?

Item	Count	Percent %
Very likely	133	68%
Somewhat likely	22	11%
It's possible	21	11%
Not likely	15	8%
Not a chance	6	3%

Total responses to this question: 197