

Step 1 Type in the home webpage address: <http://www.cccco.edu/> and click the 'Reports' section.

*Scroll down for additional steps.

California Home Tuesday, July 6, 2004

Welcome to *California*

Chancellor's Office
[Home](#)
[Find a College](#)
[News](#)
[Grants](#)
[Programs and Services](#)
[Reports](#)
[Job Opportunities](#)
[About Us / Agency](#)

Related Links
[Frequently Asked Questions](#)
[Mission Statement](#)
[CCCCO Intranet](#)
[Foundation for California Community Colleges](#)


CALIFORNIA COMMUNITY COLLEGES
CHANCELLOR'S OFFICE


Click the 'Reports' section

Current Enrollment: 12,300
[visit site](#)

Our system of two-year public institutions, composed of 109 colleges statewide organized into 72 districts, serves more than 2.9 million students and represents the largest system of higher education in the world.

What's New

 The Board of Governors will hold a teleconference meeting and public hearing on Monday, June 14, 2004, to consider the adoption of a new title 5 regulation that would authorize the Chancellor to appoint a special trustee to restore fiscal stability to districts under limited circumstances.
[more...](#)
(posted: 6-10-04)

 Chancellor Mark Drummond announced that "the California Community Colleges received excellent news this afternoon"

search
My CA This Site

The Chancellor's Office Agency Review
Preliminary report available for review and comment... [more >](#)

BRIEFING BOOK on the CCC's for Governor Schwarzenegger Administration



BUDGET NEWS [more >](#)



Getting It Done
NEWSLETTERS
ECONOMIC & WORKFORCE DEVELOPMENT PROGRAM

Statewide Public Awareness Campaign
THE WAY CALIFORNIA WORKS.

Step 2 Select the 'Chancellor's Office Data Mart'

California Home Tuesday, July 6, 2004

Welcome to *California*  

Chancellor's Office Home  CALIFORNIA COMMUNITY COLLEGES
CHANCELLOR'S OFFICE 


My CA This Site

Chancellor's Office Home
[Find a College](#)
[News](#)
[Grants](#)
[Programs and Services](#)
[Reports](#)
[Job Opportunities](#)
[About Us / Agency](#)

Reports

This page contains links to reports that are generated and released by the Chancellor's Office. At this time, all reports listed are those compiled by the Program Support Development Unit; however, this will become a comprehensive reports portal page as we add more reports from other units.

[First Report to the Legislature On Status of Systemwide Investigation of College/High School Concurrent Enrollment](#)

[Chancellor's Office Data Mart](#) ← 

[Partnership for Excellence Reports](#)

[Student Right To Know](#)

[Student Awards](#)

[Student Demographics by college](#)

[Student Demographics by district](#)

[VTEA Core Indicator Reports](#)

[1993 Fee Impact Study](#)

Step 3 In the Chancellor's Office Data Mart you have access to different 'Data Queries'. For Retention and Success Rates click on the link below 'Program Retention Success Rates For Credit Enrollments'

California Home Friday, July 23, 2004

Welcome to **California**

Chancellor's Office Home CALIFORNIA COMMUNITY COLLEGES
CHANCELLOR'S OFFICE

Search

My CA This Site

Chancellor's Office Data Mart • [MIS Home](#)

Data Queries:

- **Student Demographics**
 - [Query By College/Statewide](#)
 - [Query By District](#)
- **Full Time Equivalent Students (FTES)**
 - [Query By College/Statewide](#)
 - [Query By District](#)
- **Student Program Awards**
 - [Query By College/Statewide](#)
- **Student Financial Aid**
 - [Query By College/Statewide](#)
- **Student Matriculation Services**
 - [Query By College/Statewide](#)
- **Student Assessment Services**
 - [Query By College/Statewide](#)
- **Student Services Programs (DSPS/EOPS/CalWorks)**
 - [Query By College/Statewide](#)
 - [Query By District](#)
- **Program Retention/Success Rates For Credit Enrollments**
 - [Query By College/Statewide](#)
- **Staffing Reports**
 - [Query By Report Types](#)

Questions? Please contact [Tonia Lu](#)

[Back to Top of Page](#)

Step 4 Make the appropriate selections according to your research needs and click continue.



Program Retention/Success Rates For Credit Enrollments

Select College

Statewide
Alameda
Allan Hancock
American River

Select Year and Term

Winter 2004
Fall 2003
Summer 2003

Select Demographics

None
Gender
Ethnicity
Age Group

Select

Retention Rate

(Numerator: Number of enrollments with A,B,C,D,F,CR,NC,J*)

Denominator: Number of enrollments with A,B,C,D,F,CR,NC,W,J*)

Success Rate

(Numerator: Number of enrollments with A,B,C,CR

Denominator: Number of enrollments with A,B,C,D,F,CR,NC,W,J*)

Select Enrollment Status

None

Transfer Status

Credit Status

Basic Skills Status

Continue

Clear Selection

Note: The RP Group's definitions for retention/success rates used here are NOT the same as the definitions used for Partnership For Excellence(PFE).

Make the appropriate selections according to your research needs and click continue.