

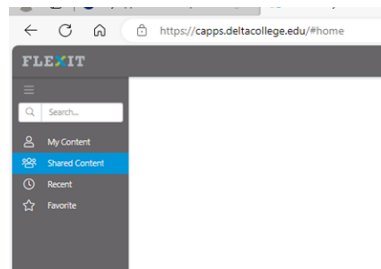
Dear Faculty:

To access your course-level data within FEDDs (Faculty Equity Data Dashboards), please make sure that your computer is connected to a Delta College on-campus wifi network and do the following:

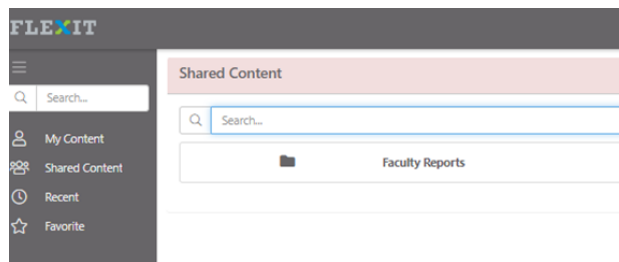
1. Go to <https://deltacollege.okta.com/>
2. Sign into your Okta Account
3. Click on FlexIT, our new data analytics platform



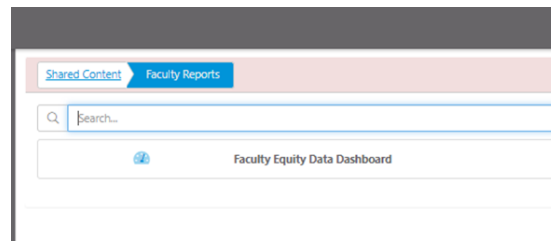
4. Click on “Shared Content” on the navigation menu



5. Click on the “Faculty Reports” folder



6. Click on “Faculty Equity Data Dashboards”



7. Data on your past courses will populate. As you view the data, you may consider changing the filter values (e.g., academic year, term, modality, disaggregation, etc.) in the left-hand navigation menu.

Questions and feedback: Please contact Dr. Thien-Huong Ninh (thien-huong.ninh@delcollege.edu)